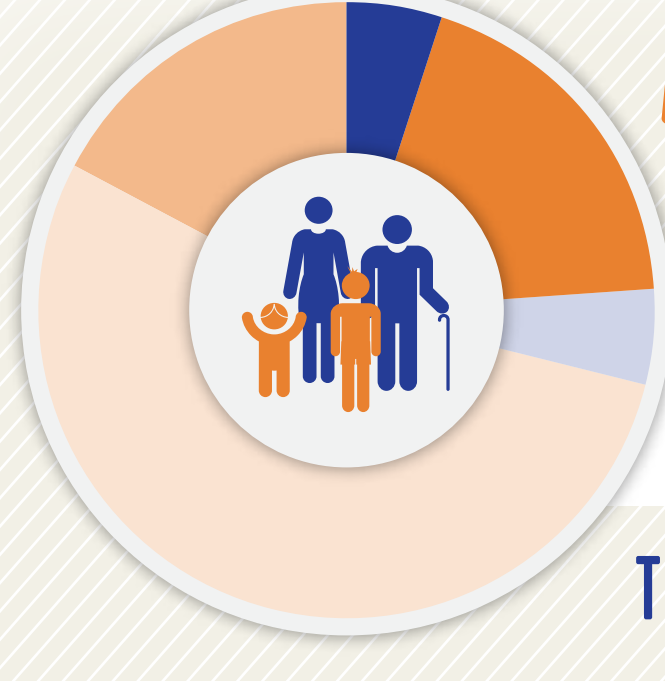




EDUCATION & COMMUNITY PROFILE

TALBOT COUNTY



POPULATION BY AGE¹

2013-2014

TOTAL POPULATION: 6,689

VULNERABLE POPULATIONS¹⁻⁸



CHILDREN IN POVERTY UNDER 18 - 2013
26%



TEENS 16-19 NOT WORKING OR NOT IN SCHOOL - 2013
19%



TEEN PREGNANCIES PER THOUSAND - 2012
66.1



COMMUNITY JUVENILE JUSTICE CASES - 2015
<10



FOSTER YOUTH - 2014
0



HOMELESS STUDENTS 2013 - 2014



MIGRANT STUDENTS 2013 - 2014

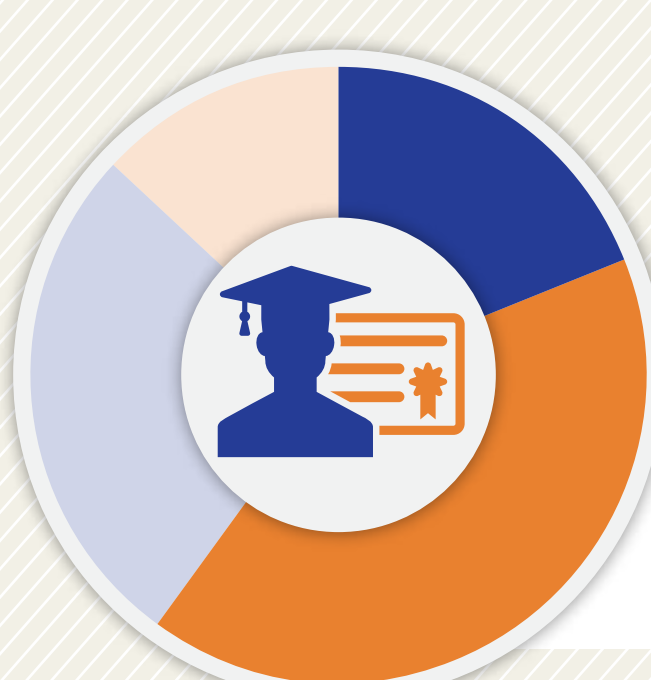
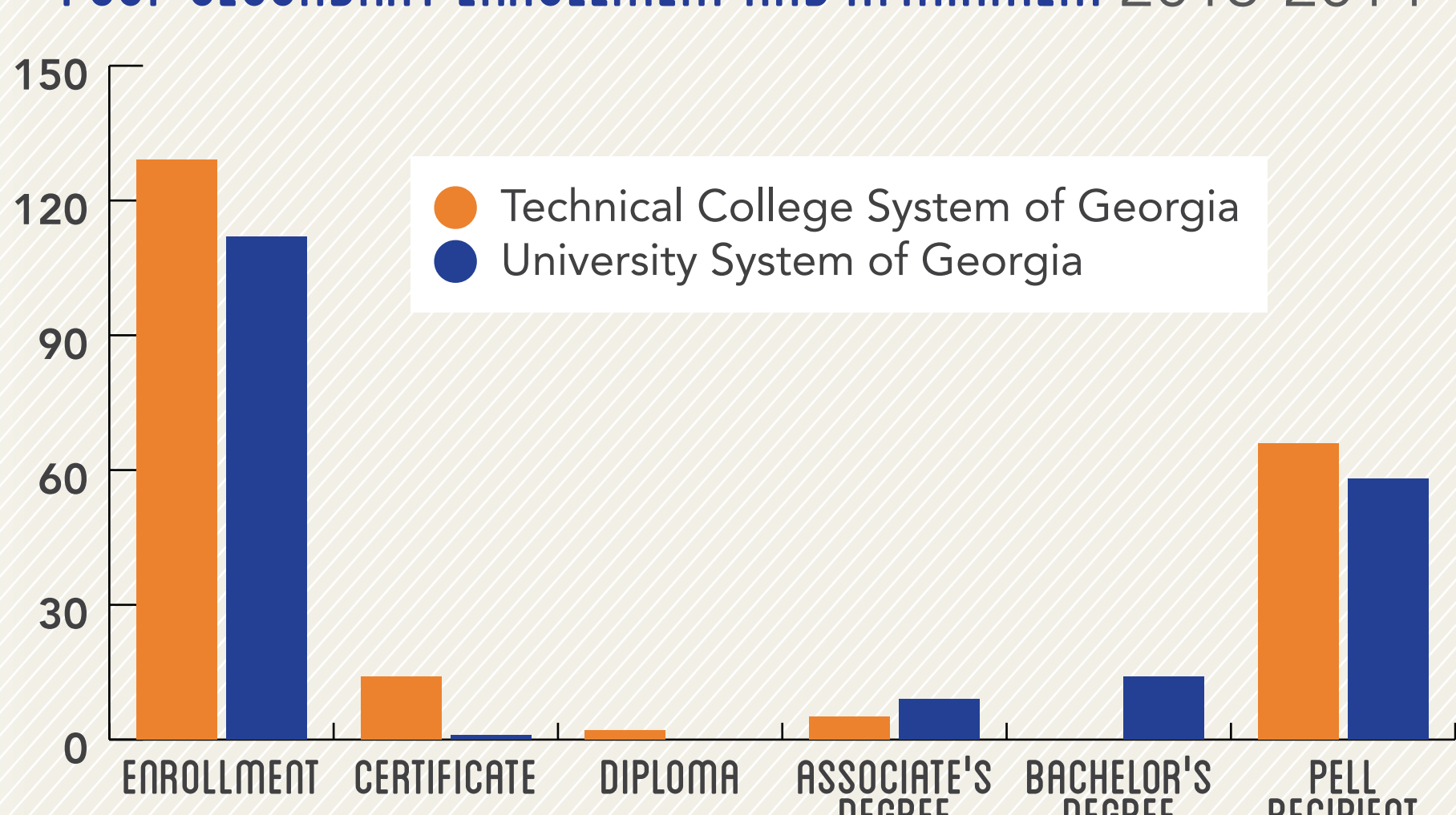


GED RECIPIENTS 2013 - 2014
6



REFUGEE ARRIVALS - 2014
0

POST-SECONDARY ENROLLMENT AND ATTAINMENT 2013-2014⁹



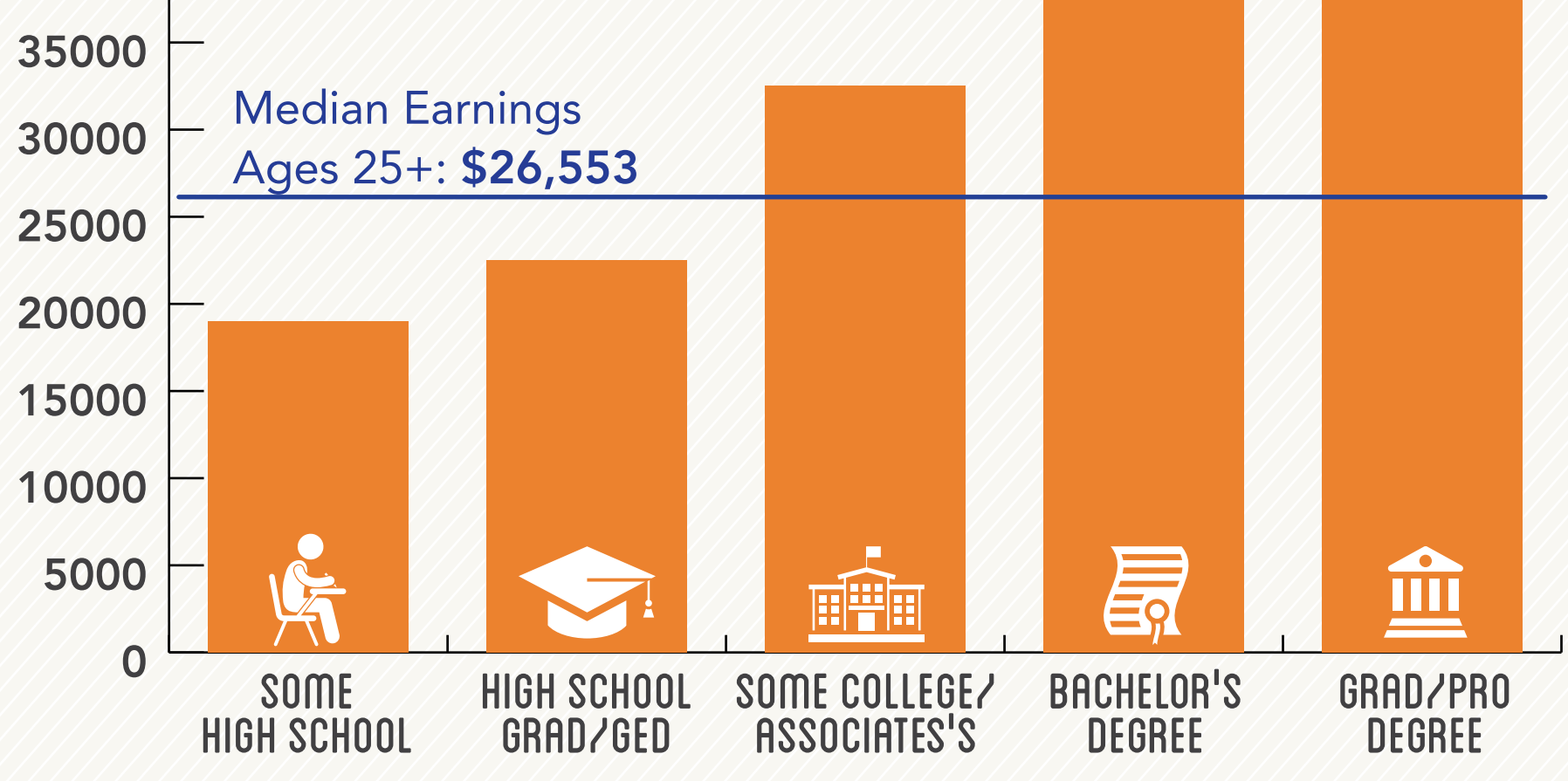
DEGREE ATTAINMENT¹

Among Adults, 25-64, 2013-14

- 19% Some High School
- 41% High School Grad/GED
- 27% Some College/Associate's
- 13% Bachelor's Degree +

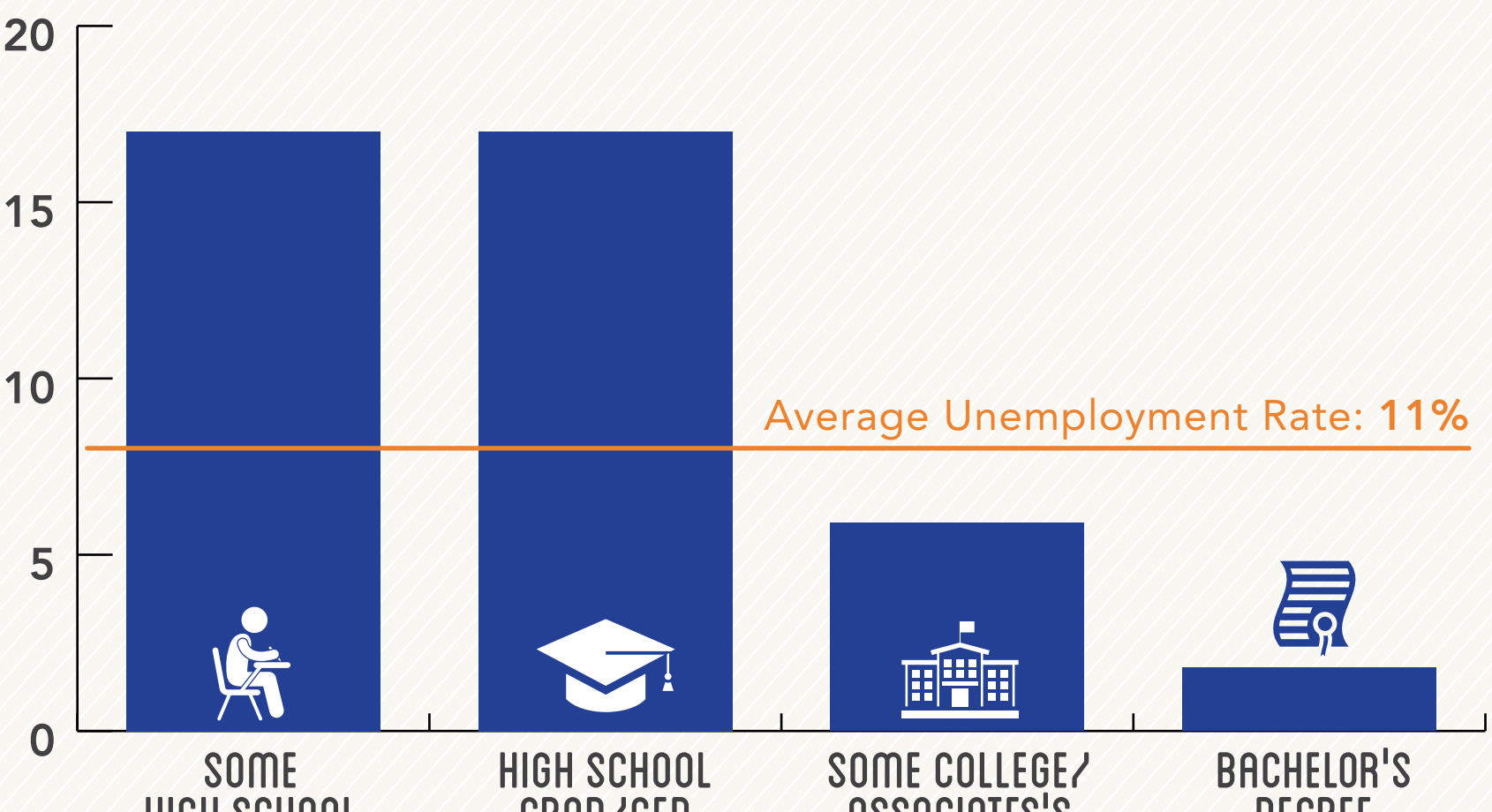
MEDIAN EARNINGS BY DEGREE ATTAINMENT¹

Among Adults Ages 25-64, 2009-13



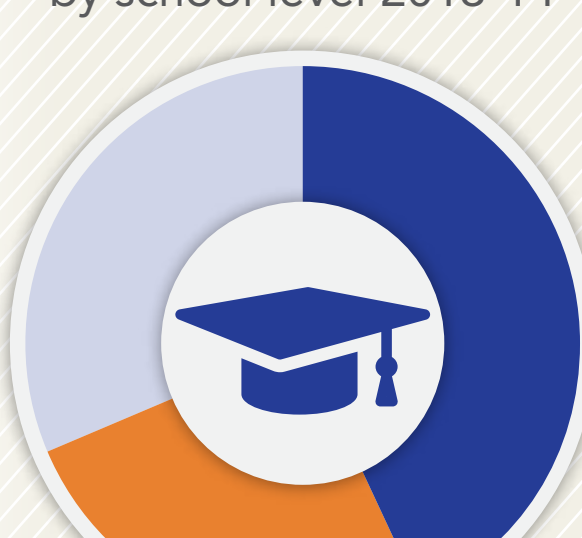
UNEMPLOYMENT BY DEGREE ATTAINMENT¹

Among Adults Ages 25-64, 2009-13



STUDENTS ENROLLED⁶

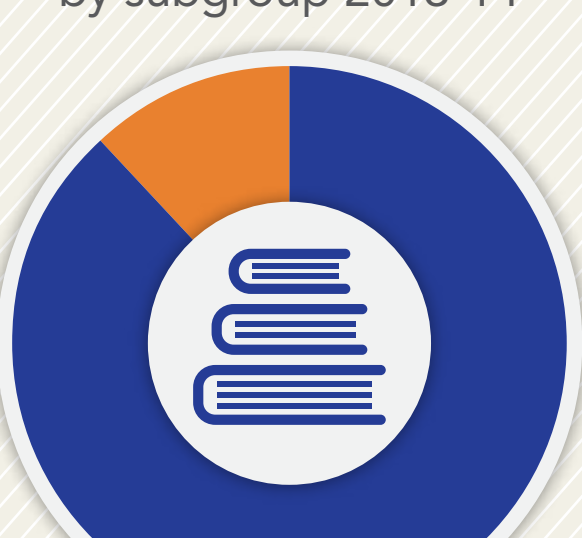
by school level 2013-14



- Elementary (PK-5) 216
- Middle (6-8) 129
- High School 156
- Total: 501

STUDENTS ENROLLED⁶

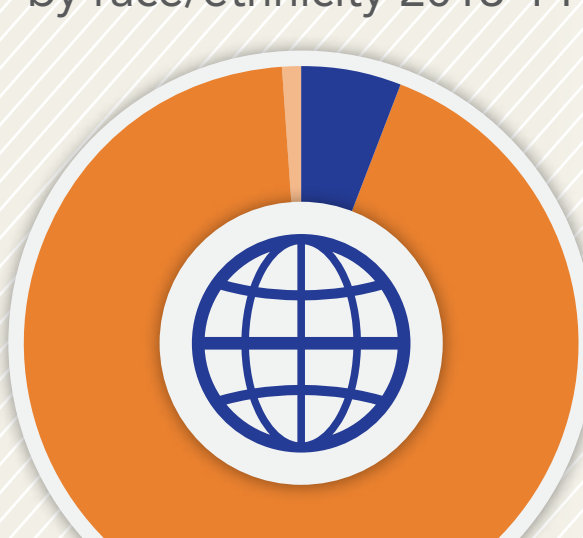
by subgroup 2013-14



- Economically Disadvantaged 451
- Students with Disabilities 60
- English Learners 0
- Migrant 0
- Homeless 0

STUDENTS ENROLLED⁶


by race/ethnicity 2013-14



- White 30
- Black 471
- Hispanic -
- Asian -
- Multi-Racial 5

PERCENTAGE OF SCHOOL DAYS ATTENDED¹¹

2013-14



POST-SECONDARY INDICATORS⁶

72% of high school grads enrolled in a U.S. institution within 16 months of high school graduation (2012)

POST-SECONDARY READINESS^{6, 11, 12}

- 78% Enrolled in accelerated courses (2014)
- 67% Academically prepared for post-secondary (2014)
- 69% Completed FAFSA (2013-2014)
- 35% Eligible for HOPE scholarship (2013-2014)

SAT AVERAGE SCORES (2012-2013)

Reading NA

Math NA

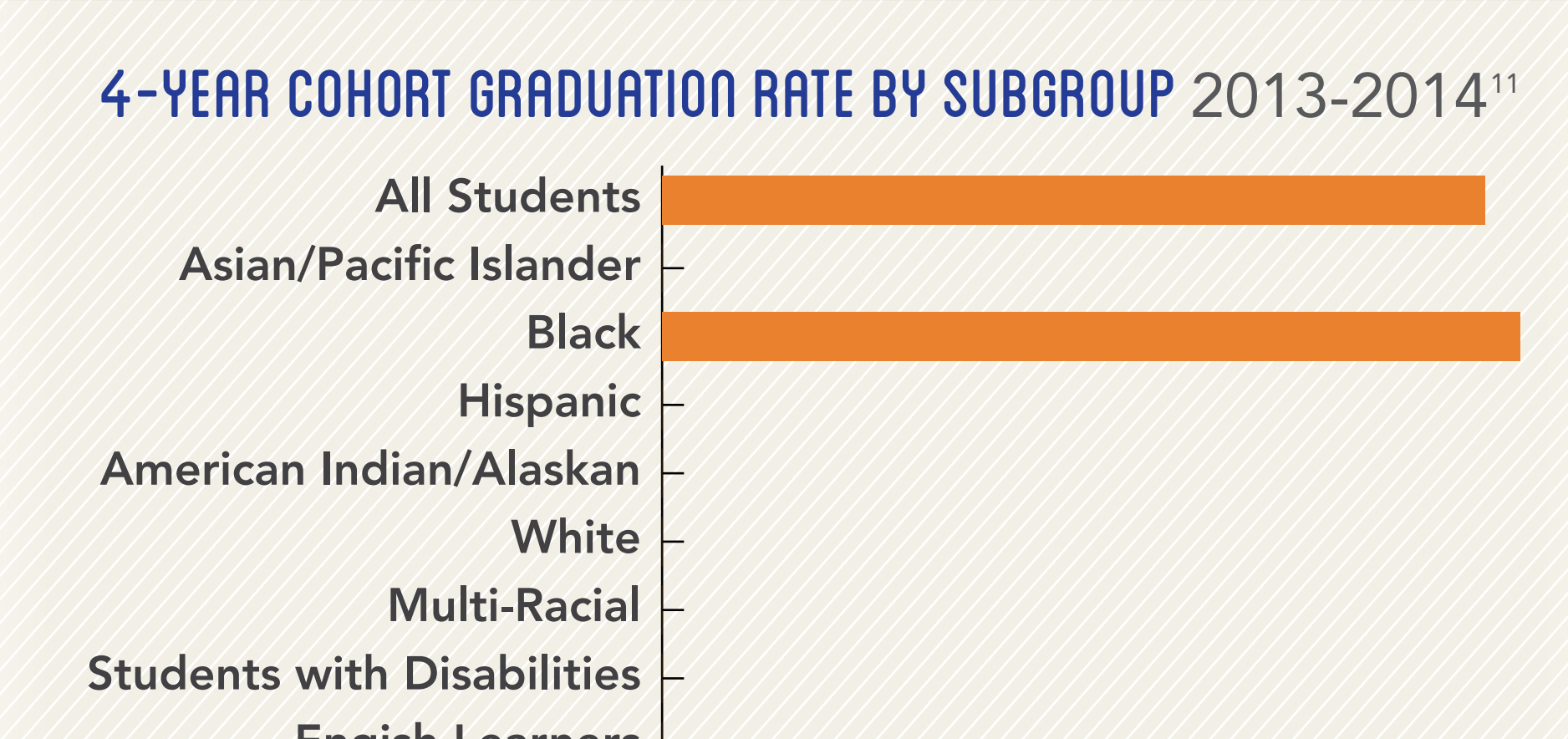
ACT AVERAGE SCORES (2013-2014)

English NA

Math NA

Science NA

4-YEAR COHORT GRADUATION RATE BY SUBGROUP 2013-2014¹¹



Sources: ¹American Community Survey 5-year estimates, 2009-2013; ²Georgia Family Connection Partnership KIDS COUNT, 2012; ³Georgia Department of Juvenile Justice, 2015; ⁴State Child Welfare System of Georgia, 2014; ⁵Georgia Department of Education, 2013-2014; ⁶Governor's Office of Student Achievement Georgia State Report Card, 2013-2014; ⁷Office of Adult Education GED Testing Program, 2013-2014; ⁸Georgia Coalition of Refugee Stakeholders, 2013-2014; ⁹Technical College System of Georgia, 2013-2014; ¹⁰University System of Georgia, 2013-2014; ¹¹Georgia Department of Education - College and Career Ready Performance Index, 2013-2014; ¹²Georgia Student Finance Commission, 2013-2014