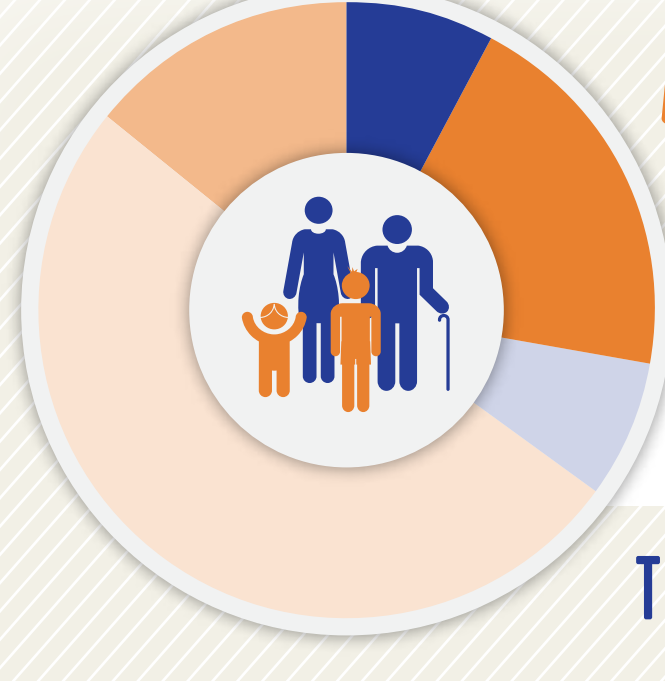




EDUCATION & COMMUNITY PROFILE

PIERCE COUNTY



POPULATION BY AGE¹

2013-2014

TOTAL POPULATION: 18,774

VULNERABLE POPULATIONS¹⁻⁸



CHILDREN IN POVERTY UNDER 18 - 2013

30%



TEENS 16-19 NOT WORKING OR NOT IN SCHOOL - 2013

14%



TEEN PREGNANCIES PER THOUSAND - 2012

14.5



COMMUNITY JUVENILE JUSTICE CASES - 2015

24



FOSTER YOUTH - 2014

42



HOMELESS STUDENTS 2013 - 2014



MIGRANT STUDENTS 2013 - 2014



GED RECIPIENTS 2013 - 2014

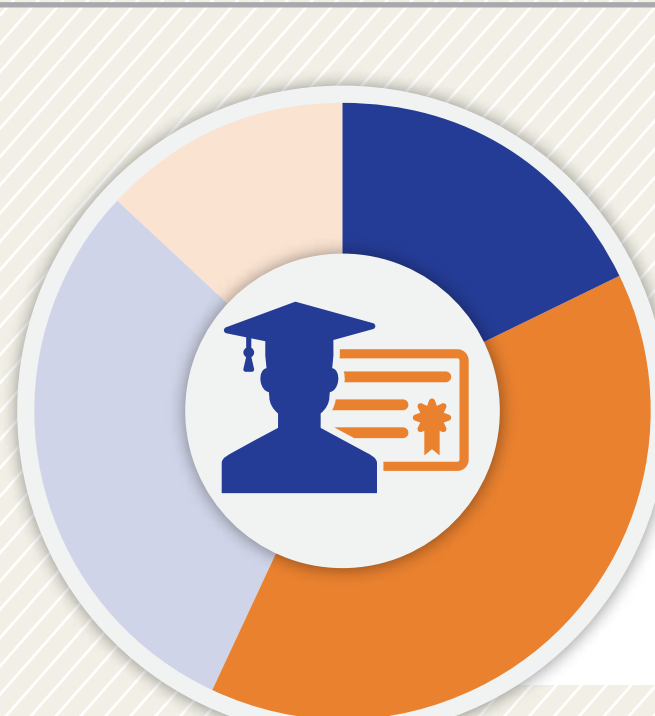
26



REFUGEE ARRIVALS - 2014

0

POST-SECONDARY ENROLLMENT AND ATTAINMENT 2013-2014⁹

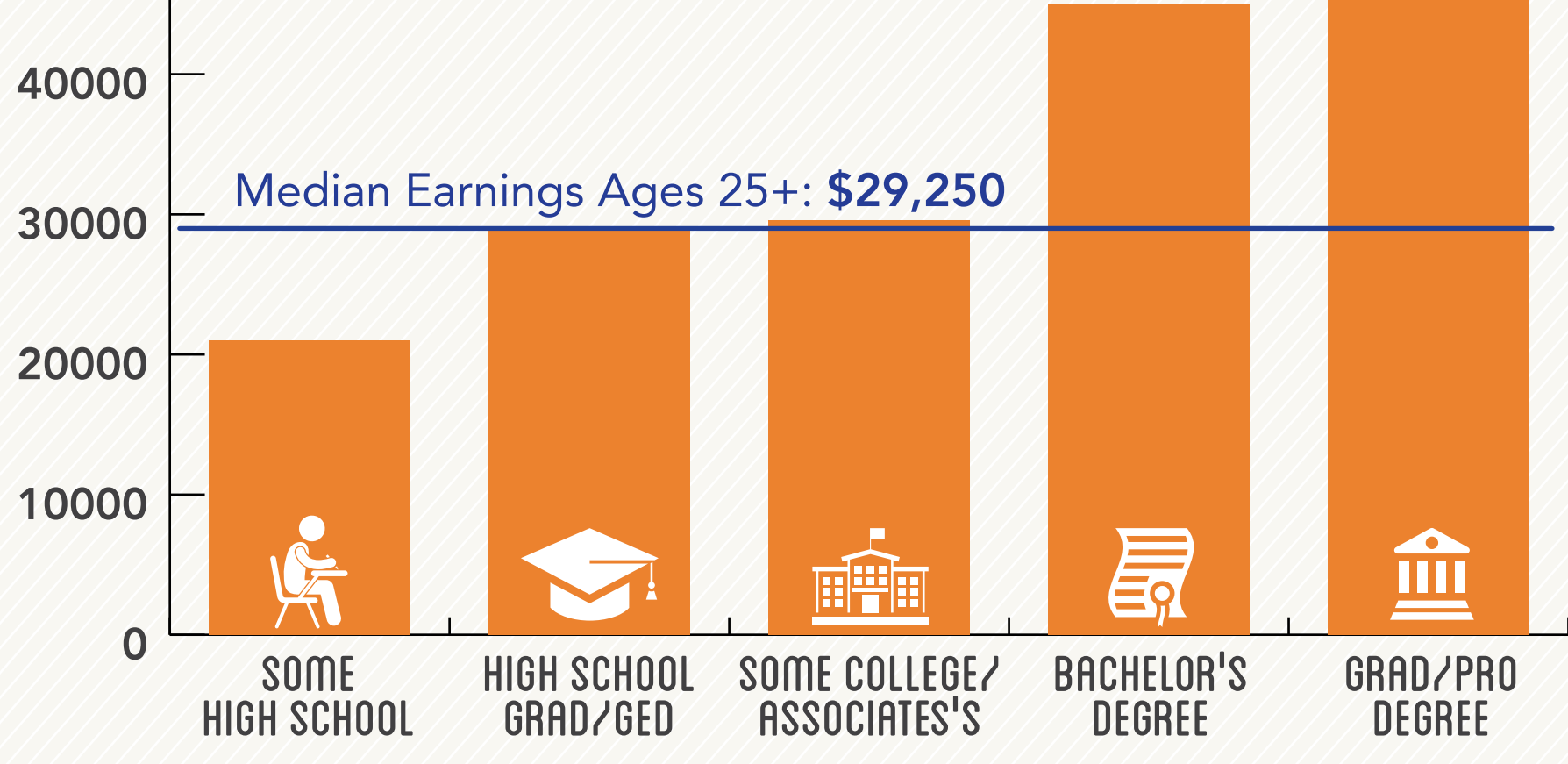


DEGREE ATTAINMENT¹

Among Adults, 25-64, 2013-14

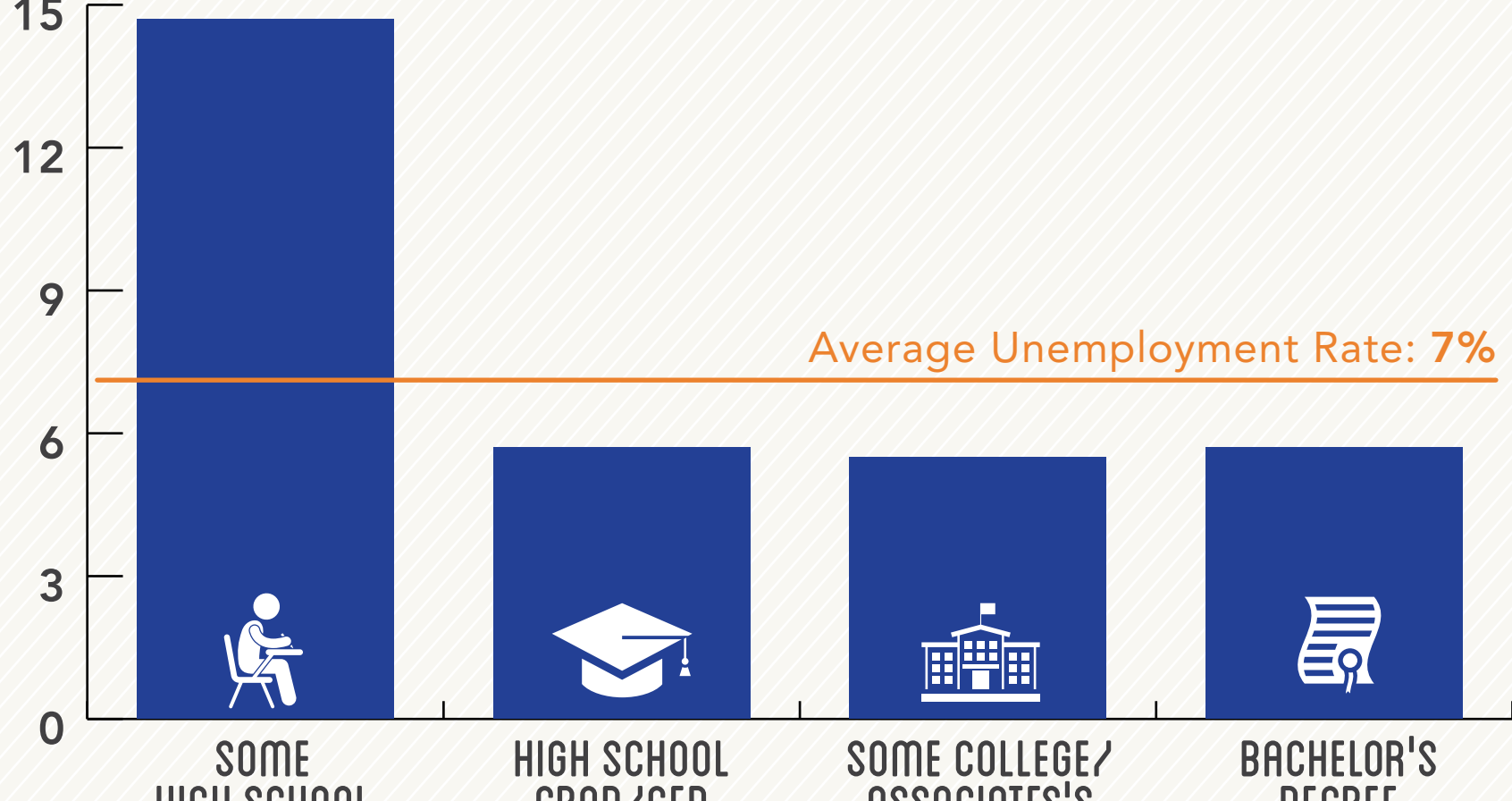
MEDIAN EARNINGS BY DEGREE ATTAINMENT¹

Among Adults Ages 25-64, 2009-13



UNEMPLOYMENT BY DEGREE ATTAINMENT¹

Among Adults Ages 25-64, 2009-13



STUDENTS ENROLLED⁶

by school level 2013-14



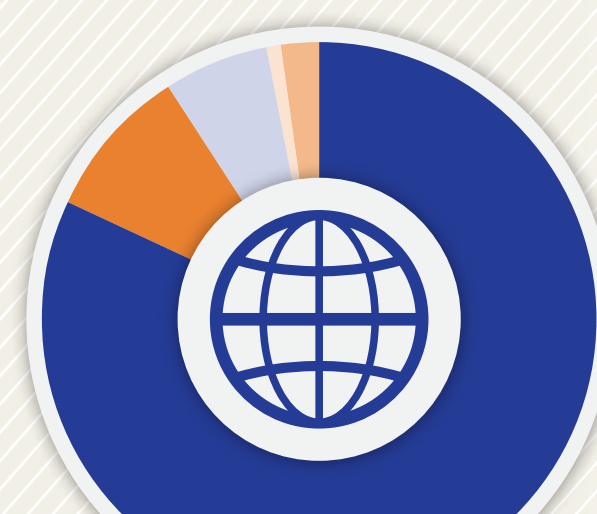
STUDENTS ENROLLED⁶

by subgroup 2013-14



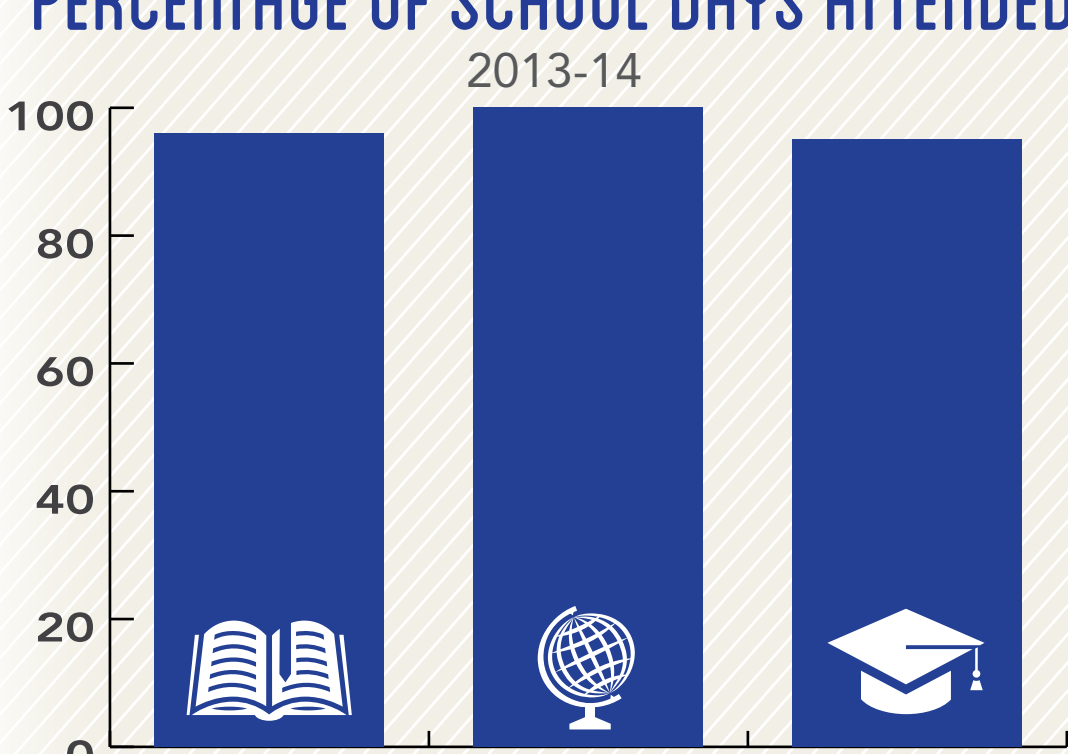
STUDENTS ENROLLED⁶

by race/ethnicity 2013-14



PERCENTAGE OF SCHOOL DAYS ATTENDED¹¹

2013-14



POST-SECONDARY INDICATORS⁶

68% of high school grads enrolled in a U.S. institution within 16 months of high school graduation (2012)

49% of high school grads enrolled in Georgia post-secondary institution with one year of credit within two years of enrollment (2010)

POST-SECONDARY READINESS^{6, 11, 12}

- 56% Enrolled in accelerated courses (2014)
- 83% Academically prepared for post-secondary (2014)
- 63% Completed FAFSA (2013-2014)
- 63% Eligible for HOPE scholarship (2013-2014)

SAT AVERAGE SCORES (2012-2013)

Reading 491

Math 494

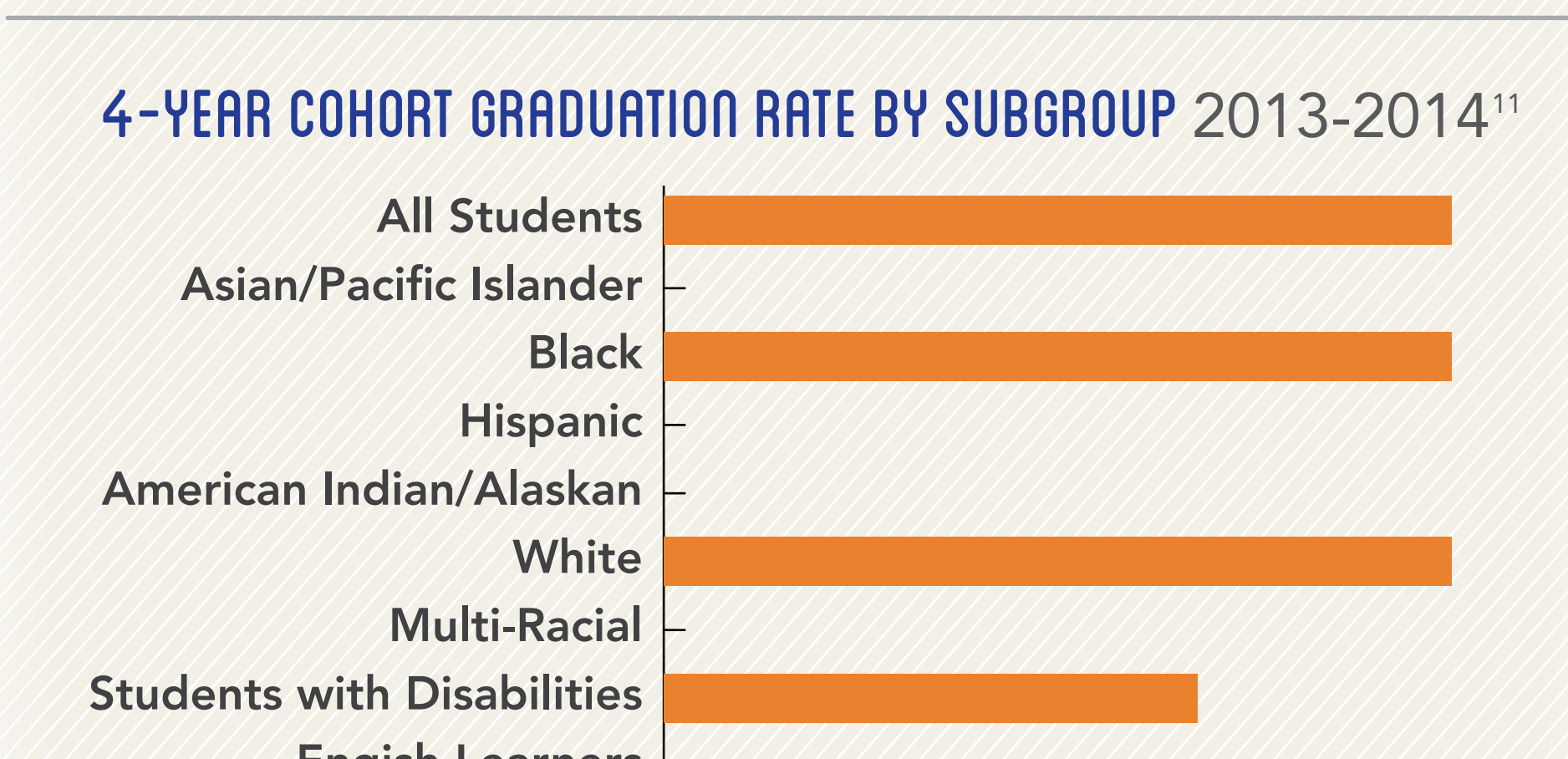
ACT AVERAGE SCORES (2013-2014)

English 18.9

Math 20.2

Science 19.6

4-YEAR COHORT GRADUATION RATE BY SUBGROUP 2013-2014¹¹



Sources: ¹American Community Survey 5-year estimates, 2009-2013; ²Georgia Family Connection Partnership KIDS COUNT, 2012; ³Georgia Department of Juvenile Justice, 2015; ⁴State Child Welfare System of Georgia, 2014; ⁵Georgia Department of Education, 2013-2014; ⁶Governor's Office of Student Achievement Georgia State Report Card, 2013-2014; ⁷Office of Adult Education GED Testing Program, 2013-2014; ⁸Georgia Coalition of Refugee Stakeholders, 2013-2014; ⁹Technical College System of Georgia, 2013-2014; ¹⁰University System of Georgia, 2013-2014; ¹¹Georgia Department of Education - College and Career Ready Performance Index, 2013-2014; ¹²Georgia Student Finance Commission, 2013-2014