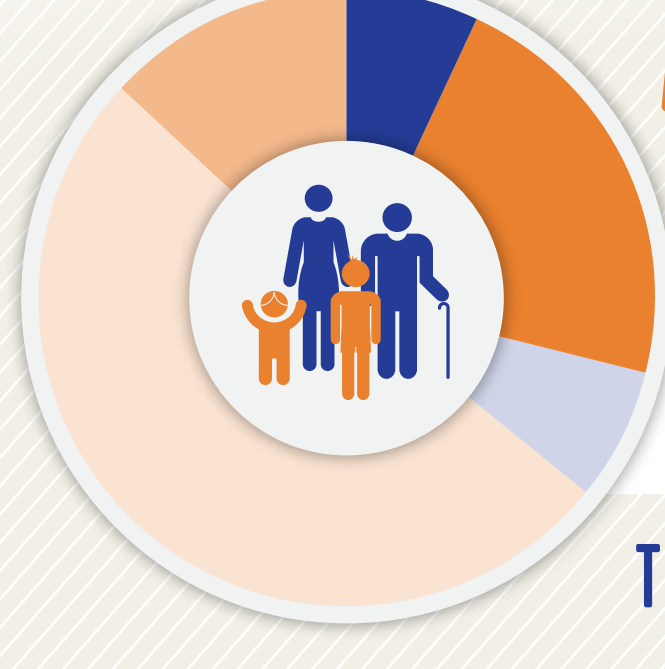




EDUCATION & COMMUNITY PROFILE

BIBB COUNTY



POPULATION BY AGE¹

2013-2014

- 7% Under Age 5
- 22% Age 5-19
- 7% Age 20-24
- 51% Age 25-64
- 13% Age 65 & Above

TOTAL POPULATION: 155,524

VULNERABLE POPULATIONS¹⁻⁸



CHILDREN IN POVERTY UNDER 18 - 2013
37%



TEENS 16-19 NOT WORKING OR NOT IN SCHOOL - 2013
10%



TEEN PREGNANCIES PER THOUSAND - 2012
36



COMMUNITY JUVENILE JUSTICE CASES - 2015
256



FOSTER YOUTH - 2014
182



HOMELESS STUDENTS 2013 - 2014



MIGRANT STUDENTS 2013 - 2014

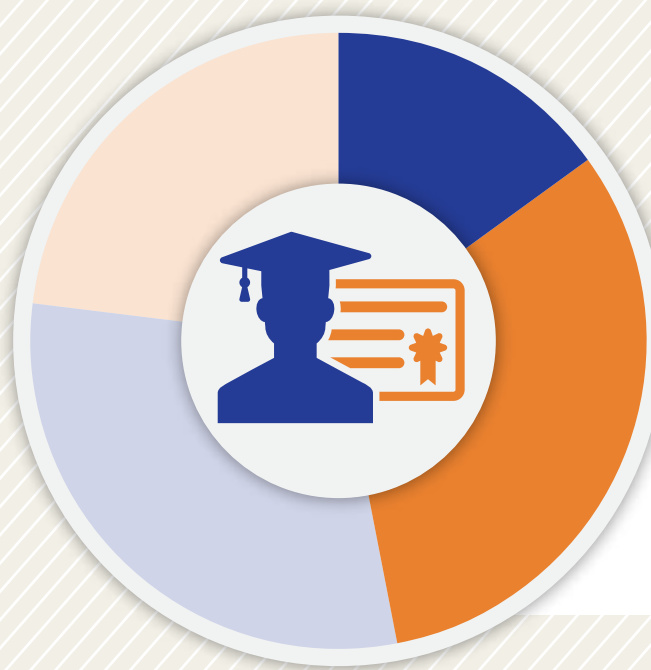
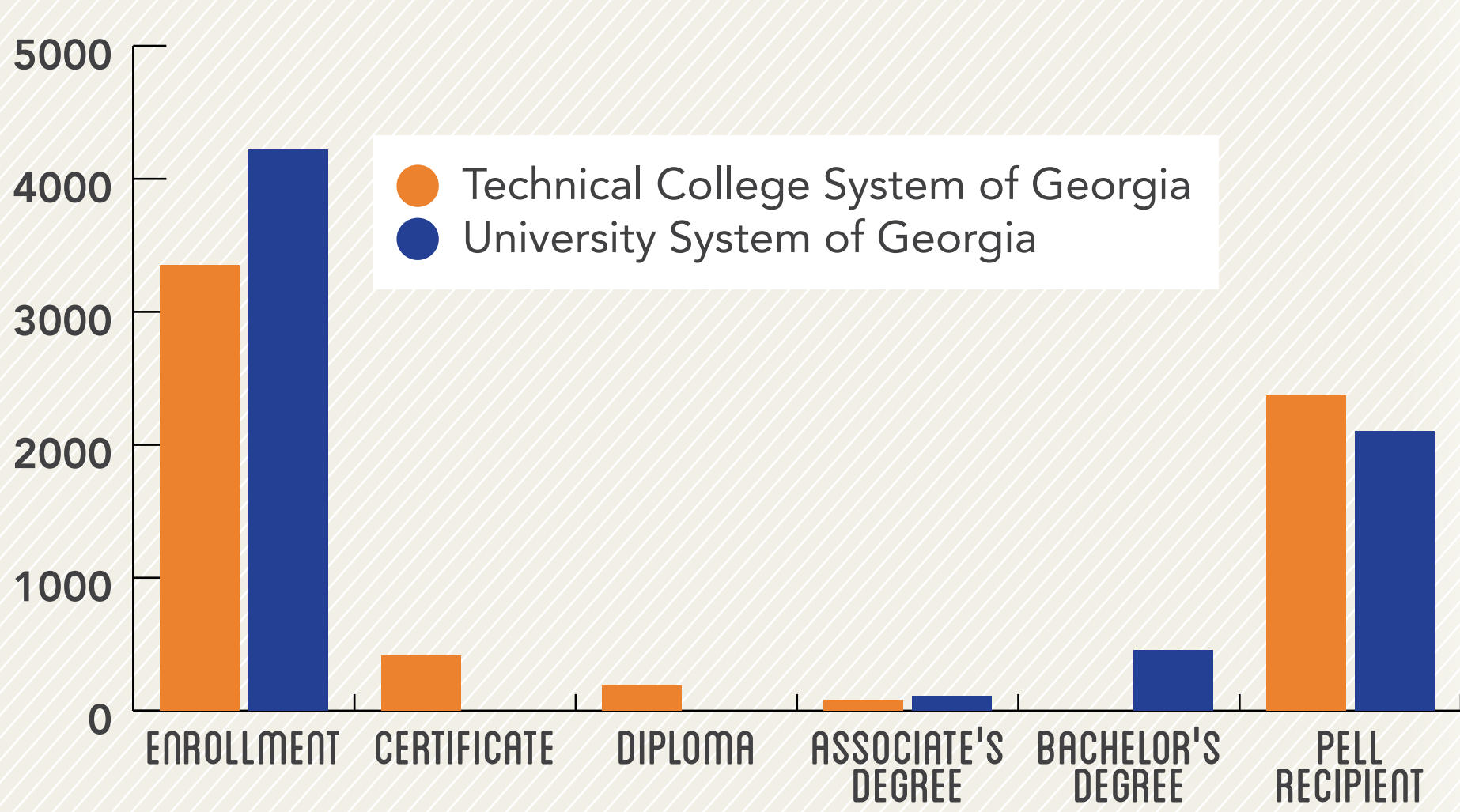


GED RECIPIENTS 2013 - 2014
205



REFUGEE ARRIVALS - 2014
0

POST-SECONDARY ENROLLMENT AND ATTAINMENT 2013-2014⁹



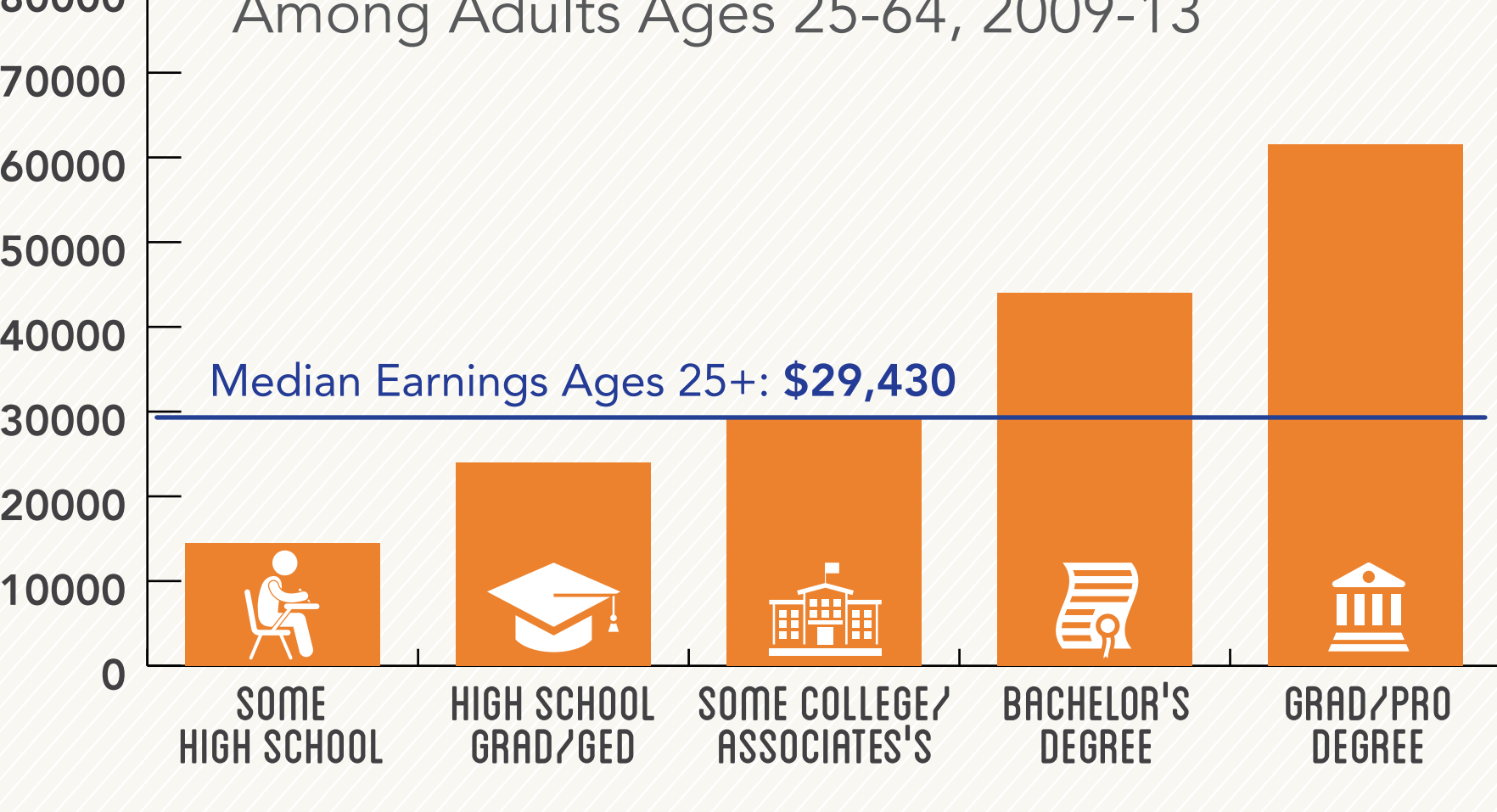
DEGREE ATTAINMENT¹

Among Adults, 25-64, 2013-14

- 15% Some High School
- 32% High School Grad/GED
- 30% Some College/Associate's
- 23% Bachelor's Degree +

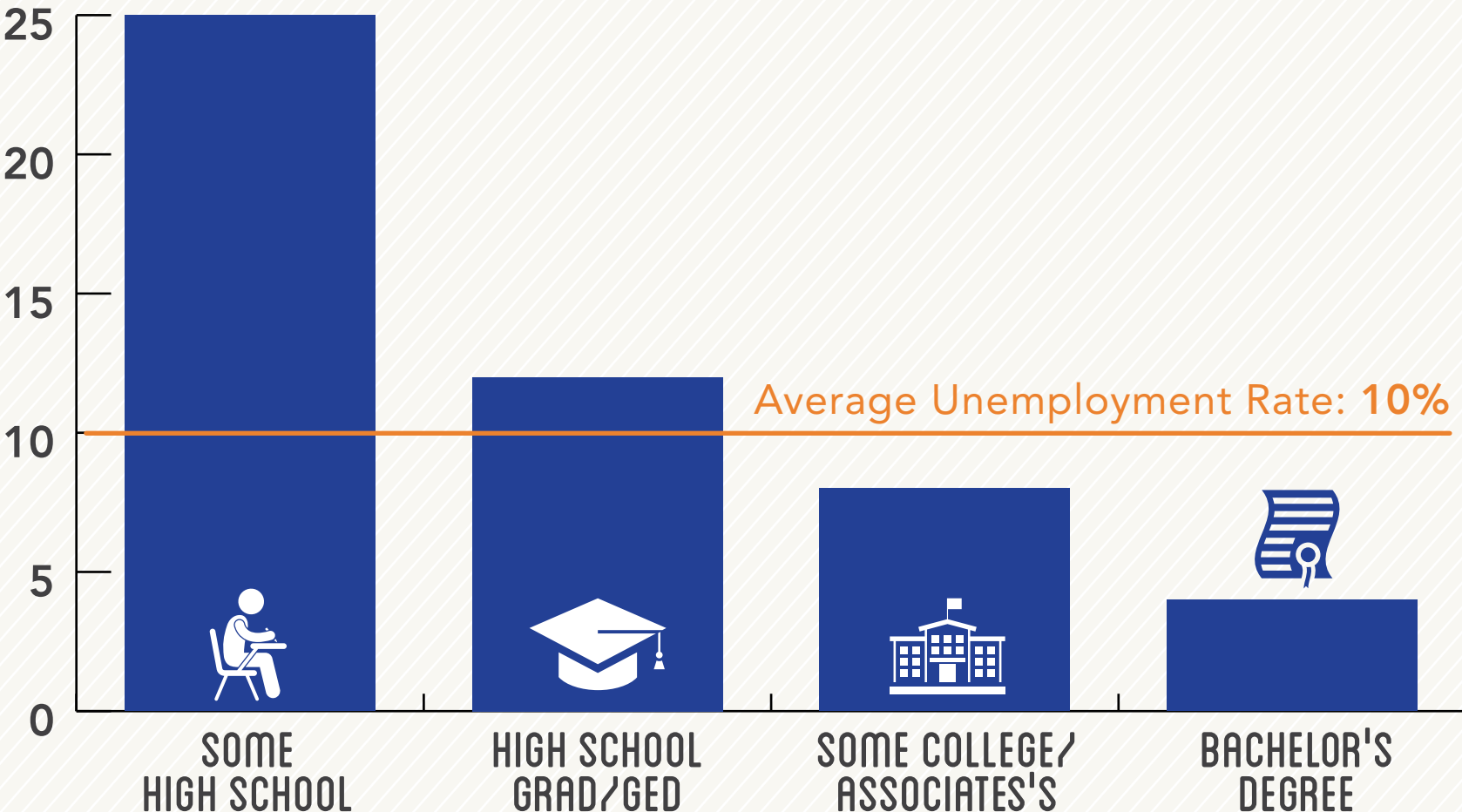
MEDIAN EARNINGS BY DEGREE ATTAINMENT¹

Among Adults Ages 25-64, 2009-13



UNEMPLOYMENT BY DEGREE ATTAINMENT¹

Among Adults Ages 25-64, 2009-13



STUDENTS ENROLLED⁶

by school level 2013-14



STUDENTS ENROLLED⁶

by subgroup 2013-14



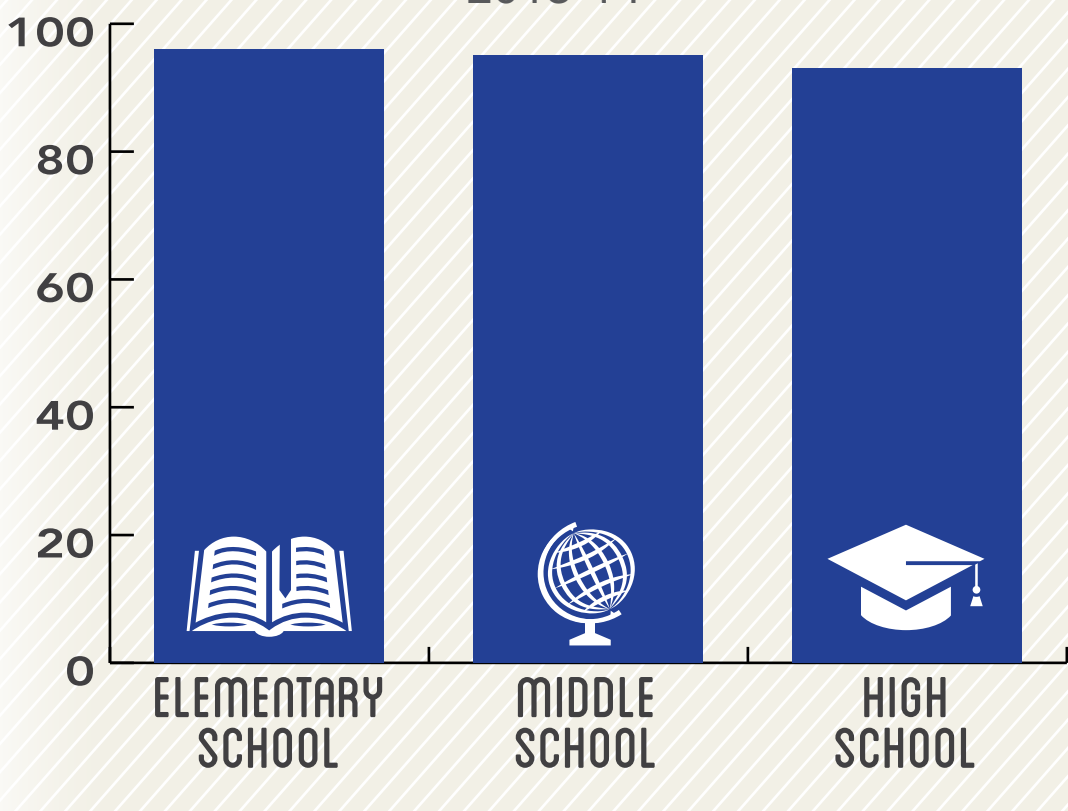
STUDENTS ENROLLED⁶

by race/ethnicity 2013-14



PERCENTAGE OF SCHOOL DAYS ATTENDED¹¹

2013-14



POST-SECONDARY INDICATORS⁶

76% of high school grads enrolled in a U.S. institution within 16 months of high school graduation (2012)

42% of high school grads enrolled in Georgia post-secondary institution with one year of credit within two years of enrollment (2010)

POST-SECONDARY READINESS^{6, 11, 12}

- 56%** Enrolled in accelerated courses (2014)
- 53%** Academically prepared for post-secondary (2014)
- 73%** Completed FAFSA (2013-2014)
- 35%** Eligible for HOPE scholarship (2013-2014)

SAT AVERAGE SCORES (2012-2013)

Reading 433

Math 426

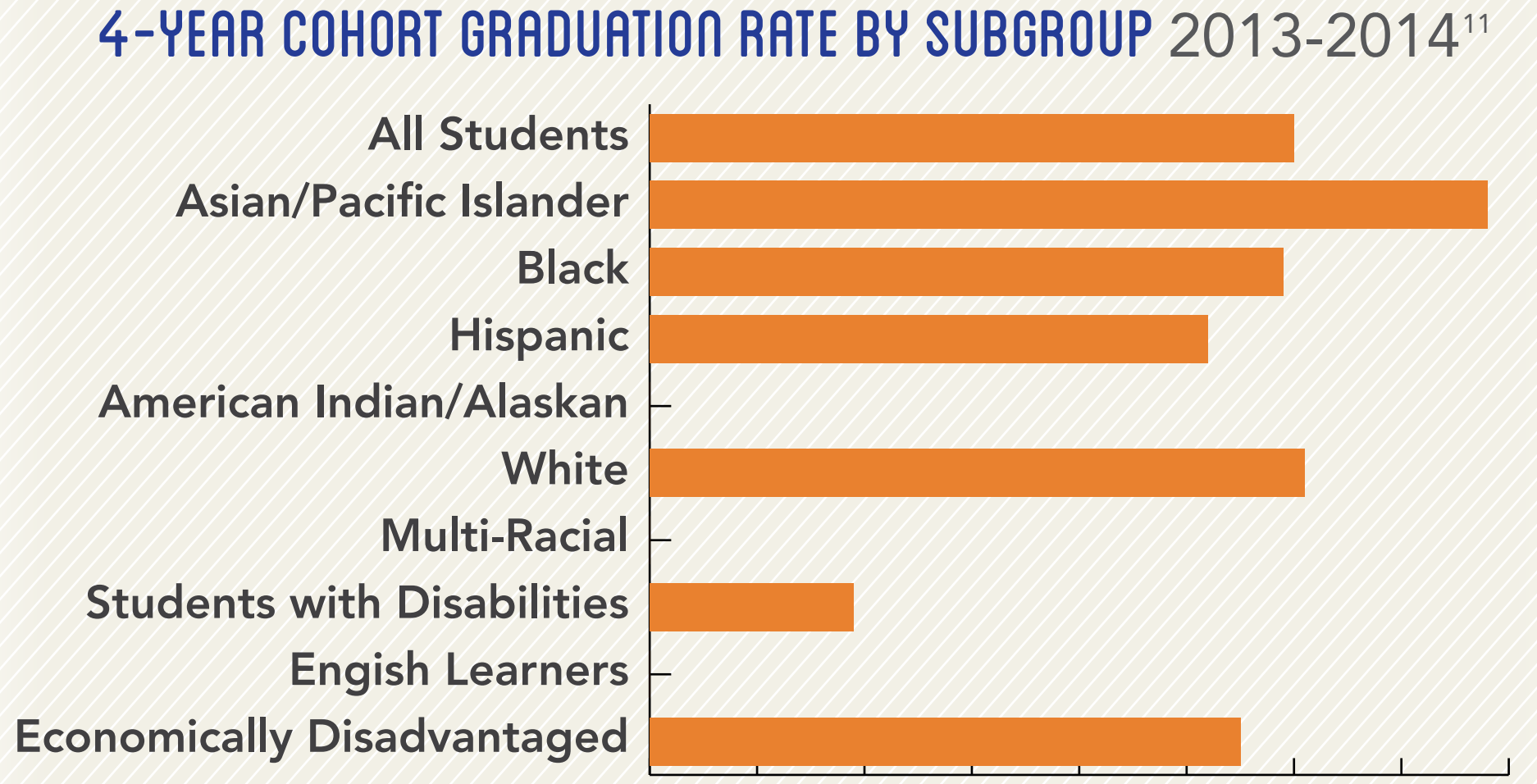
ACT AVERAGE SCORES (2013-2014)

English 16.8

Math 17.3

Science 17.7

4-YEAR COHORT GRADUATION RATE BY SUBGROUP 2013-2014¹¹



Sources: ¹American Community Survey 5-year estimates, 2009-2013; ²Georgia Family Connection Partnership KIDS COUNT, 2012; ³Georgia Department of Juvenile Justice, 2015; ⁴State Child Welfare System of Georgia, 2014; ⁵Georgia Department of Education, 2013-2014; ⁶Governor's Office of Student Achievement Georgia State Report Card, 2013-2014; ⁷Office of Adult Education GED Testing Program, 2013-2014; ⁸Georgia Coalition of Refugee Stakeholders, 2013-2014; ⁹Technical College System of Georgia, 2013-2014; ¹⁰University System of Georgia, 2013-2014; ¹¹Georgia Department of Education - College and Career Ready Performance Index, 2013-2014; ¹²Georgia Student Finance Commission, 2013-2014